HORNBY® TT:120

TT:120

Small World... BIG Ideas

hornby.com/HornbyTT120

Issued Free with the May 2024 issue of Hornby Magazine

2024

HORNBY® TT:120

Welcome to Hornby TT:120

Hornby TT:120 is a Table Top model railway format that uses an internationally recognised scale of 1:120 or in simple terms, 1" to 1' and is a perfect scale for those of all ages who may be limited for space.

Currently, the mainstream UK scales for model railways are either '00' or 'N'. With '00' you have the advantage of models being easy to handle but you need space to create a meaningful layout. With 'N' you have the benefit of being able to create a complicated layout in a small space but the models are difficult to handle with ease. However, with Hornby TT:120 you get the best of both worlds.

Hornby TT:120 models can be easily handled by both young and old, plus there is the additional advantage that a reasonably sized and interesting layout can be created on a baseboard which can easily be stored away either under a bed, behind a wardrobe or some other convenient small space.

The current selection of Hornby TT:120 range of locomotives, rolling stock, buildings and track continues to expand with new and exciting models being added to the range on a continuous basis. With the addition of SkaleScenics and the broad selection of track sections, plus additional scenic accessories becoming available on a continuous basis, a model railway can soon evolve into an easily manageable and eye-catching Table Top model railway.

All Hornby TT:120 locomotives and rolling stock are fitted with universally accepted couplings.



Image shows HM7000 app based analogue control
uk.hornby.com/hm7000

Hornby TT:120 Size comparison...

As previously mentioned, the two most current scales available in the UK are either '00' gauge (1:76) and 'N' gauge (1:148) are at odds with similar scales available in the rest of the world. For example, the '00' equivalent in Europe and the US is H0 (1:87), while European and US 'N' gauge is 1:160, but the UK 'N' gauge is 1:148. Although the rail spacings are the same in both UK and Europe for both '00/H0' and 'N', the size of the UK models are technically over scale and therefore at odds with the European and US equivalents. Such disparity not only causes aesthetic issues when UK locomotives and rolling stock are placed alongside European equivalents, but this also extends to the layouts as the infrastructure has to reflect either UK scale buildings or European. The '00' and 'H0' scales as well as the UK 'N' versus European 'N' cannot be mixed as the differences simply look at odds with each other.

Hornby TT:120 does not suffer such issues as the scale of Hornby 'TT' in the UK is the same as it is in Europe and the US, consequently locomotives and rolling stock from either continent can be operated together if desired, because not only do the scales match, but also the couplings.

With such compatibility Hornby TT:120 is the logical choice for product range, size and operation.

Getting started using Hornby TT:120...

A Hornby TT:120 train set is the ideal way to start your TT:120 scale model railway collection.

With a variety of starter sets available there is something for everyone, from the beginner to those returning to the hobby.

Both Hornby TT:120 Analogue and Digital Sound sets are available to purchase from www.hornby.com/HornbyTT120 and Hornby TT:120 Stockists.

HORNBY® TT:120

Analogue & Digital Train Sets

A Hornby TT:120 train set is the ideal way to get started in modelling railways. All Hornby TT:120 train sets can be assembled and operated straight from the box. All sets are supplied with a mains transformer and controller, or a suitable alternative. The track circuit in each of the sets includes a simple oval with siding which can be easily extended in straightforward stages using the Hornby TT:120 Track Extension packs. After assembly it is just a question of placing the locomotive and rolling stock onto the tracks, operating the controller and off you go, it is as simple as that!

Introducing the Inter-City 125 High Speed Train Set with two Class 43 locomotives in a BR Blue and Grey livery with two Mk3 TS coaches, this set is perfect as a starter set for a beginner of the hobby and there is also a version with sound. The set's contents consist of the following: a Class 43 HST power car numbered E43063, a Class 43 HST dummy car numbered E43062, two Mk3 TS coaches numbered E42064 and E42065, a transformer, a train controller, a buffer stop, a full curve, a power straight, a standard straight, a 3rd full curve, a left-hand point, and a re-railer.

TT1004M	Inter-City 125 High Speed Train Set	DCC READY · NEXT18 PIN CONNECTION
TT1004TXSM	Inter-City 125 High Speed Train Set	HM 7000 · TXS TRIPLEX SOUND
NEW		

Contents:
- BR Class 43 Motorised and Non-motorised HST locomotives
- 2 x Mk3 TS Coaches
- 3rd Radius Starter Oval, plus Track Pack A (Includes point and buffer)
- R7229 Train Controller
- Wall Plug Transformer
- TT8001 Power Connecting Track
- Re-Railer

Space required: 125 x 84cms

TT1001M	The Scotsman Train Set	DCC READY · NEXT18 PIN CONNECTION
TT1001TXSM	The Scotsman Train Set	HM 7000 · TXS TRIPLEX SOUND

Contents:
- LNER Class A1 4-6-2 'Blink Bonny'
- Pullman Car 'Cecilia'
- Pullman Car 'Chloria'
- Pullman Car Third Brake Parlour, Car No. 64
- 3rd Radius Starter Oval, plus Track Pack A (Includes point and buffer)
- R7229 Train Controller
- Wall Plug Transformer
- TT8001 Power Connecting Track
- Re-Railer

Space required: 125 x 84cms

TT1002M	The Easterner Electric Train Set	DCC READY · NEXT18 PIN CONNECTION
TT1002TXSM	The Easterner Electric Train Set	HM 7000 · TXS TRIPLEX SOUND

Contents:
- BR Class A4 4-6-2, 'William Whitelaw'
- 2 x BR Mk1 Composite Coaches
- BR Mk1 Brake Coach
- 3rd Radius Starter Oval, plus Track Pack A (Includes point and buffer)
- R7229 Train Controller
- Wall Plug Transformer
- TT8001 Power Connecting Track
- Re-Railer

Space required: 125 x 84cms



This photograph shows the TrakMat™ layout with Hornby TT:120 additional Rolling Stock, Track Extension Packs and Building & Accessories Packs to complete the scene.

Steam Locomotives

A fine and mighty collection of LNER & BR A1, A3 and A4 locomotives are already available in this optimum scale. The most famous locomotive in the world, 'Flying Scotsman', and the most iconic locomotive known for its speed, 'Mallard', are highly detailed replicas of the real-life locomotives. The sleek and streamlined A4s include 'Silver King' in a BR Green livery, 'Falcon' in a deep BR Blue livery, and 'Trigo' in a BR Green livery.

The Rebuilt Princess Coronation Class, affectionately known as the Duchesses, will feature in different liveries and will both include DCC Ready, and sound fitted versions. The three locomotives being produced are 'Duchess of Atholl' liveried in LMS Crimson Lake and both 'Duchess of Montrose' and 'Duchess of Abercorn' in BR Green. The model features a 5 pole skew wound motor and a heavy die-cast chassis and boiler for maximum traction and pulling power.

A small tank locomotive was needed for the range to be used as a shunter or for pulling the already released wagons in 'TT'. Introducing the newly tooled Class J50 locomotives at various stages in their service: an original LNER black liveried locomotive, a BR J50 incorporating a BR early crest and finally, a BR J50 incorporating a BR late crest. The J50 has electrical pick-up on all wheels to offer more consistent running, even at slow speeds, and has the option for digital control if preferred by having a fitting to take a Hornby 6 pin decoder.

NEW

TT3024M BR (Early), J50 Class, 0-6-0T, 68983 - Era 4 | DCC READY | 6 PIN CONNECTION

Designer: Sir Nigel Gresley | **Entered Service:** 1939 | **Curved Track:** Hornby 2nd Radius +/ 310mm+

No. 68983 was built at Gorton Works and entered service in January 1939 under LNER as No. 608. The locomotive's running number was amended under LNER to 8983 in April 1946. After nationalisation in 1948, the locomotive was under BR ownership and was allocated to Sheffield Darnall (SHF) shed in January 1948. It saw another renumbering change to 68983 in July 1950. After 23 years, the engine was withdrawn from service on 24 April 1962.

NEW

TT3025M LNER, J50 Class, 0-6-0T, 2793 - Era 3 | DCC READY | 6 PIN CONNECTION

Designer: Sir Nigel Gresley | **Entered Service:** 1930 | **Curved Track:** Hornby 2nd Radius +/ 310mm+

No. 2793 was one of several locomotives that were built at Doncaster Works. The locomotive entered service in April 1930. As part of the LNER re-numbering scheme in 1946, 2793 became 8976. At the advent of BR nationalisation in January 1948, the locomotive was allocated to Annesley shed (ANN). A year later, in April 1949, BR renumbered the locomotive to 68976. After its withdrawal from service in September 1962, the locomotive became Departmental No. 16 for use as a steam shunter. After 32 years of service, the locomotive was scrapped on 30 May 1965.

NEW

TT3026M BR (Late), J50 Class, 0-6-0T, 68965 - Era 5 | DCC READY | 6 PIN CONNECTION

Designer: Sir Nigel Gresley | **Entered Service:** 1926 | **Curved Track:** Hornby 2nd Radius +/ 310mm+

No. 68965 was one of several locomotives that were built at Doncaster Works. The locomotive entered service in December 1926 as No. 1069. Due to the LNER renumbering scheme, the engine's number was changed to 8965 in January 1946. At the start of BR nationalisation in January 1948, the locomotive was allocated to Stratford (STR) shed. A renumbering change to 68965 occurred in August 1949. After 36 years, 68965 was withdrawn from service on 23 September 1963.

TT3004M LNER, Class A1, 4-6-2, 4472 'Flying Scotsman' - Era 3 | DCC READY | NEXT18 PIN CONNECTION

TT3004TXSM LNER, Class A1, 4-6-2, 4472 'Flying Scotsman' - Era 3 | HM 7000 | TXS TRIPLEX SOUND

Designer: Sir Nigel Gresley | **Entered Service:** 1923 | **Curved Track:** Hornby 2nd Radius +/ 310mm+

'Flying Scotsman' was built in 1923 as one of the A1 locomotives built under the LNER and it is the only member of the class to go on to be preserved. The trials and tribulations faced by 'Flying Scotsman' in preservation have cemented its status as one of the most famous steam locomotives ever built.

Licensed by SCMG Enterprises Ltd. Flying Scotsman® and designs ©SCMG.
Every purchase supports the museum. www.railwaymuseum.org.uk

TT3005M	BR (Early), Class A3, 4-6-2, 60078 'Night Hawk' - Era 4	DCC READY · NEXT18 PIN CONNECTION
TT3005TXSM	BR (Early), Class A3, 4-6-2, 60078 'Night Hawk' - Era 4	HM 7000 · TXS TRIPLEX SOUND

Designer: Sir Nigel Gresley | **Entered Service:** 1924 | **Curved Track:** Hornby 2nd Radius +/ 310mm+

Class A1 locomotive, 'Night Hawk' first entered LNER service on the 24th October 1924 as number 2577. Rebuilt in January 1944 as a Class A3, the locomotive would go on to be numbered 78, and then later under the BR numbering system, 60078. 'Night Hawk' was withdrawn on the 22nd October 1962 and later scrapped at Doncaster in 1963.

TT3006M	BR (Late), Class A3, 4-6-2, 60084 'Trigo' - Era 5	DCC READY · NEXT18 PIN CONNECTION
TT3006TXSM	BR (Late), Class A3, 4-6-2, 60084 'Trigo' - Era 5	HM 7000 · TXS TRIPLEX SOUND

Designer: Sir Nigel Gresley | **Entered Service:** 1930 | **Curved Track:** Hornby 2nd Radius +/ 310mm+

2595 'Trigo' entered LNER service in 1930, being one of the 27 A3 locomotives that never turned a wheel as an A1. The locomotive would go through the same short-lived numbering pattern as its classmates carrying the number 84 for a short time before adopting its longer term BR number of 60084 after nationalisation. Along with all but one other member of the class, 'Trigo' was unceremoniously scrapped in November 1964.

TT3008M	BR (Early), Class A4, 4-6-2, 60016 'Silver King' - Era 4	DCC READY · NEXT18 PIN CONNECTION
TT3008TXSM	BR (Early), Class A4, 4-6-2, 60016 'Silver King' - Era 4	HM 7000 · TXS TRIPLEX SOUND

Designer: Sir Nigel Gresley | **Entered Service:** 1935 | **Curved Track:** Hornby 2nd Radius +/ 310mm+

2511 'Silver King' was the 3rd Class A4 locomotive to be built and was designed to pull the 'Silver Jubilee' service. The locomotive entered service in November 1935 in the unique LNER Silver livery designed for the service. The locomotive would go on to work under BR before being scrapped in 1965, making it one of the longest serving Class A4 locomotives. 'Silver King' would retain its name even after it had been painted out of its Silver Jubilee livery.

TT3009M	BR (Early), Class A4, 4-6-2, 60025 'Falcon' - Era 4	DCC READY · NEXT18 PIN CONNECTION
TT3009TXSM	BR (Early), Class A4, 4-6-2, 60025 'Falcon' - Era 4	HM 7000 · TXS TRIPLEX SOUND

Designer: Sir Nigel Gresley | **Entered Service:** 1937 | **Curved Track:** Hornby 2nd Radius +/ 310mm+

4484 'Falcon' entered service with LNER in January of 1937, following the broad early naming format based around Gresley's penchant for birds. The locomotive would go on to be renumbered twice, first to 25 under the later LNER system and then into BR service as 60025 before being scrapped in October of 1963. During its time with BR, the locomotive had an experimental smokebox vacuum gauge fitted as part of the Kylchap exhaust experiments, one of only four to receive the modification. 'Falcon' is an example of the class that kept its name from introduction until withdrawal.

TT3007M	LNER Class A4, 4-6-2, 4468 'Mallard' - Era 3		DCC READY / NEXT18 PIN CONNECTION
TT3007TXSM	LNER Class A4, 4-6-2, 4468 'Mallard' - Era 3	HM 7000	TXS 4G TRIPLEX SOUND

Designer: Sir Nigel Gresley | **Entered Service:** 1938 | **Curved Track:** Hornby 2nd Radius +/ 310mm+

The most famous of the Class A4 locomotives is surely 4468 'Mallard', the locomotive that broke and still holds the world record for the highest speed achieved by a steam locomotive. This record was achieved at the height of the streamlined battle between Gresley's A4 and the Streamline Coronation of Stanier's LMS. 'Mallard' would go onto serve under BR as 60022 before being withdrawn in early 1963, having been earmarked for preservation as early as 1960, its historical significance recognised and understood.

Licensed by SCMG Enterprises Ltd. Mallard ® and designs © SCMG.
Every purchase supports the museum. www.railwaymuseum.org.uk

TT3010M	LMS, Princess Coronation, 4-6-2, 6231, 'Duchess of Atholl' - Era 3		DCC READY / NEXT18 PIN CONNECTION
TT3010TXSM	LMS, Princess Coronation, 4-6-2, 6231, 'Duchess of Atholl' - Era 3	HM 7000	TXS 4G TRIPLEX SOUND

Designer: Sir William Stanier | **Entered Service:** 1938 | **Curved Track:** Hornby 2nd Radius +/ 310mm+

'Duchess of Atholl' entered service in 1938 in the striking LMS Crimson Lake livery as locomotive number 6231. The locomotive would go on to serve into the early 1960s under BR until it was scrapped at Crewe in November 1963. During its time with British Railways it was numbered 46231 and the locomotive would wear three different liveries, one of which being BR experimental blue.

TT3011M	BR (Early), Princess Coronation, 4-6-2, 46232, 'Duchess of Montrose' - Era 4		DCC READY / NEXT18 PIN CONNECTION
TT3011TXSM	BR (Early), Princess Coronation, 4-6-2, 46232, 'Duchess of Montrose' - Era 4	HM 7000	TXS 4G TRIPLEX SOUND

Designer: Sir William Stanier | **Entered Service:** 1938 | **Curved Track:** Hornby 2nd Radius +/ 310mm+

'Duchess of Montrose' entered service in 1938 in the LMS Crimson Lake livery being numbered 6232. It would wear this livery and number for the entire time it served with the LMS before being adopted into BR as 46232 in 1948. Under BR 'Duchess of Montrose' would wear three different liveries, before being scrapped in November of 1963 at Crewe.

TT3012M	BR (Late), Princess Coronation, 4-6-2, 46234, 'Duchess of Abercorn' - Era 5		DCC READY / NEXT18 PIN CONNECTION
TT3012TXSM	BR (Late), Princess Coronation, 4-6-2, 46234, 'Duchess of Abercorn' - Era 5	HM 7000	TXS 4G TRIPLEX SOUND

Designer: Sir William Stanier | **Entered Service:** 1938 | **Curved Track:** Hornby 2nd Radius +/ 310mm+

'Duchess of Abercorn' entered LMS service in 1938 in the LMS Crimson Lake livery. Before nationalisation however the locomotive is said to have been painted into a solid blue-grey colour, the only such example to allegedly receive this paint job however no photos confirm this. 'Duchess of Abercorn' would then go on to be painted in two different liveries under BR and be renumbered from 6234 to 46234. The locomotive would be scrapped at Crewe in June of 1963.

Diesel & Electric Locomotives

For those who prefer their locomotive stock to be more modern, the range of Hornby TT:120 Diesel & Electric will not fail to impress.

The ubiquitous Class 08 diesel shunter makes an appearance in three different liveries. The first '08', No. D3986, is resplendent in a BR Green livery with the second in the colour scheme of GBRf, while the third is in the bright red livery of DB Rail.

A classic locomotive is the much-loved Class 50, nicknamed by railway watchers as 'Hoovers' because of the distinctive sound they make when in operation. Various liveries of this deceptively powerful model will be produced. The first will be in BR blue with the large white arrow insignia emblazoned on both sides of the locomotive body and is aptly named 'Leviathan'. The second '50' carries the name 'Sir Edward Elgar' with the livery dating back to 1994 when the locomotive was outshopped in the traditional GWR lined green.

There is a selection of Class 66 locomotives in numerous liveries, and what model railway would be complete without the iconic HST?

For the Class 43, 50 and 66 locomotive models, they all feature the following: a 5 pole skew wound motor, dual bogie drive and fully functioning headlights. There is cab lighting with options for night and day running.

NEW

TT3028M BR, Class 08, 0-6-0 D3986 - Era 5 DCC READY 6 PIN CONNECTION

Designer: British Railways | **Entered Service:** 1960 | **Curved Track:** Hornby 1st Radius +/ 267mm+

The Derby built No. D3986 entered service in August 1960 in a BR green livery. This shunter was then officially known by the BR TOPs number, 08818, a number that it was given in February 1974. It served with BR before being transferred to EWS at the onset of privatisation in 1994. Purchased by Harry Needle Railroad Company in 2000, the locomotive was named 'Molly'. As of 2022, HNRC lease the locomotive to GBRf, where the locomotive is still in service.

TT3003M GBRf, Class 08, 0-6-0 08818 - Era 11 DCC READY 6 PIN CONNECTION

Designer: British Railways | **Entered Service:** 1960 | **Curved Track:** Hornby 1st Radius +/ 267mm+

While perhaps recognised as GBRf No.4, this example of the Class 08 shunter was officially known by the BR TOPS number 08818, a number that it was given in February 1974. Initially wearing the number D3986, the Derby built locomotive would serve with BR before being transferred to EWS at the onset of privatisation. Purchased by Harry Needle Railroad Company in 2000, the locomotive was named 'Molly'. As of 2022, HNRC lease the locomotive to GBRf, where the locomotive is still in service.

TT3002M DB Rail, Class 08, 0-6-0 08623 - Era 10 DCC READY 6 PIN CONNECTION

Designer: British Railways | **Entered Service:** 1959 | **Curved Track:** Hornby 1st Radius +/ 267mm+

Originally outshopped into BR service as D3790, this Derby built member of the class began its service life at shed 15C. The locomotive would spend most of its BR days working in the Midlands with allocations to Leicester, Colwick and Burton. Renumbered as 08623 in February 1974, this class member still survives today as a working example of a Class 08 in DB Schenker service some 60 years after introduction.

TT3013M	BR, Class 50, Co-Co, 50007, 'Sir Edward Elgar' - Era 8	DCC READY	NEXT18 PIN CONNECTION
TT3013TXSM	BR, Class 50, Co-Co, 50007, 'Sir Edward Elgar' - Era 8	HM 7000	TXS TRIPLEX SOUND

Designer: English Electric | **Entered Service:** 1968 | **Curved Track:** Hornby 2nd Radius +/ 310mm+

50007 'Sir Edward Elgar' started life as D407 in 1968, being named 'Hercules' after a Royal Navy ship in 1978. The locomotive would go on to become 'Sir Edward Elgar' in 1984, a name that it would keep into recent preservation, carrying it from withdrawal in 1991 until 2014, when it reclaimed its original name of 'Hercules'. 'Hercules' is now based at the Severn Valley Railway.

TT3014M	BR, Class 50, Co-Co, 50040, 'Leviathan' - Era 7	DCC READY	NEXT18 PIN CONNECTION
TT3014TXSM	BR, Class 50, Co-Co, 50040, 'Leviathan' - Era 7	HM 7000	TXS TRIPLEX SOUND

Designer: English Electric | **Entered Service:** 1968 | **Curved Track:** Hornby 2nd Radius +/ 310mm+

Locomotive 50040 started life as D440 and would go on to receive the name 'Leviathan' in 1978. The locomotive would go on in service until 1990, at which point it was withdrawn and stored awaiting confirmation of its fate. In June 2008, with most useful parts removed, the cutters torch descended on 50040 at Sims Metal Management in Halesowen some 80 miles from where it was constructed.

TT3016M	GBRf, Class 66, Co-Co, 66714, 'Cromer Lifeboat' - Era 11	DCC READY	NEXT18 PIN CONNECTION
TT3016TXSM	GBRf, Class 66, Co-Co, 66714, 'Cromer Lifeboat' - Era 11	HM 7000	TXS TRIPLEX SOUND

Designer: Electro-Motive Diesel | **Entered Service:** 2003 | **Curved Track:** Hornby 2nd Radius +/ 310mm+

Class 66 number 66714 entered service in 2003 after arriving in the UK from Canada earlier in the same year. The locomotive became part of the GB Railfreight fleet immediately upon its arrival and has remained on their roster ever since introduction. It is one of their over 100 strong fleet that can often be seen hauling heavy goods trains around the national network. The locomotive was named almost upon its introduction, carrying the name 'Cromer Lifeboat' in honour of the lifeboat station of the same name.

TT3017M	DB Schenker, Class 66, Co-Co, 66097 - Era 11	DCC READY	NEXT18 PIN CONNECTION
TT3017TXSM	DB Schenker, Class 66, Co-Co, 66097 - Era 11	HM 7000	TXS TRIPLEX SOUND

Designer: Electro-Motive Diesel | **Entered Service:** 1999 | **Curved Track:** Hornby 2nd Radius +/ 310mm+

66097 arrived in the UK in 1999 as part of the original EWS order and would passed into DB Schenker ownership when EWS rebranded. The locomotive is in the striking cherry red livery and is currently based out of Toton in Nottingham. The locomotive is not, and has never been, named however this should not be too great a surprise with only a small handful of the near 500 strong fleet receiving a name from the company that owns it.

TT3018M	GBRf, Class 66, Co-Co, 66779, 'Evening Star' - Era 11	DCC READY / NEXT18 PIN CONNECTION
TT3018TXSM	GBRf, Class 66, Co-Co, 66779, 'Evening Star' - Era 11	HM 7000 / TXS TRIPLEX SOUND

Designer: Electro-Motive Diesel | **Entered Service:** 2016 | **Curved Track:** Hornby 2nd Radius +/ 310mm+

66779 is the last example of the class built for the British railways, and it has the plaque, name and livery to prove it. Named 'Evening Star' after the last steam locomotive built in Britain, the locomotive is presented in a lined brunswick green livery, a livery commonly seen on express passenger steam engines and as was on the 9F 'Evening Star' when it was outshopped. The locomotive is in GB, Railfreight service and will be donated to the National Collection upon the locomotives withdrawal.

TT3019M	Colas Rail, Class 66, Co-Co, 66850, 'David Maidment OBE' - Era 11	DCC READY / NEXT18 PIN CONNECTION
TT3019TXSM	Colas Rail, Class 66, Co-Co, 66850, 'David Maidment OBE' - Era 11	HM 7000 / TXS TRIPLEX SOUND

Designer: Electro-Motive Diesel | **Entered Service:** 2004 | **Curved Track:** Hornby 2nd Radius +/ 310mm+

Delivered into Newport Docks on board the MV Stellanova in April 2004, 66850 first went into service with Freightliner, before being transferred to operations with Colas in June 2011. In August 2013, 66850 was named 'David Maidment OBE' at the National Track Plant Exhibition at Long Marston, in a naming ceremony honouring the lifelong rail enthusiast and the founder of the Railway Children charity.

TT3020M	GBRf, Class 66, Co-Co, 66789, 'British Rail 1948-1997' - Era 11	DCC READY / NEXT18 PIN CONNECTION
TT3020TXSM	GBRf, Class 66, Co-Co, 66789, 'British Rail 1948-1997' - Era 11	HM 7000 / TXS TRIPLEX SOUND

Designer: Electro-Motive Diesel | **Entered Service:** 2000 | **Curved Track:** Hornby 2nd Radius +/ 310mm+

Locomotive number 66789 is a named example of the class, named in honour of British Rail who managed the national network between 1948 and 1997, dates which are also commemorated on the name plate. The locomotive is in the employ of GB Railfreight, who have had the locomotive painted in BR Blue with a large logo and yellow ends, a glimpse perhaps of what a Class 66 locomotive may have looked like in BR service.

INTERCITY
43103
43194
TT:120

TT3022M BR, InterCity Swallow Class 43 HST Train Pack - Era 8 | DCC READY | NEXT18 PIN CONNECTION

Designer: Sir Kenneth Grange | **Entered Service:** 1978/1982 | **Curved Track:** Hornby 2nd Radius +/ 310mm+

43103 entered BR service in 1978. The locomotive would go on to be painted in the Intercity Swallow livery after the introduction of the service in 1984, this livery took heavy inspiration from the livery of the prototype APT-P. 43103 is still in service today with Cross Country albeit renumbered to 43303 on the installation of its MTU engine, hauling mark 3 coaches modified to meet modern accessibility requirements.

43194 was outshopped in BR Blue and Grey in June 1982 and would be painted into the BR Intercity Swallow livery when the service took over from the InterCity 125 service it would haul upon its introduction. 43194 is still in service with Great Western Railway running as part of one of its 'Castle' sets.

TT3021M BR, Class 43 HST Train Pack - Era 7 | DCC READY | NEXT18 PIN CONNECTION

TT3021TXSM BR, Class 43 HST Train Pack - Era 7 | HM 7000 | TXS TRIPLEX SOUND

Designer: Sir Kenneth Grange | **Entered Service:** 1977 | **Curved Track:** Hornby 2nd Radius +/ 310mm+

43062 was built in 1977 and entered service on high speed services in the same year. After a long BR career the locomotive would go on to become part of the Network Rail New Measurement Train and is now responsible for hauling the most important of trains around the country inspecting trackwork, when not in service the locomotive is stored at Derby RTC.

43063 was also built in 1977 and entered BR high speed services the same year. The locomotive would be assigned to the Landore shed in Swansea in recent times before being withdrawn from GWR service, the locomotive is currently stored awaiting its fate in whatever form that takes.

TT3023M GWR, Class 43 HST Train Pack - Era 11 | DCC READY | NEXT18 PIN CONNECTION

TT3023TXSM GWR, Class 43 HST Train Pack - Era 11 | HM 7000 | TXS TRIPLEX SOUND

Designer: Sir Kenneth Grange | **Entered Service:** 1982 | **Curved Track:** Hornby 2nd Radius +/ 310mm+

43188 entered traffic on the 13th May 1982 in the BR InterCity 125 livery, Initially being allocated to Old Oak Common. Between its BR and GWR service the locomotive saw use with First Great Western in the divisive gold stripe and fading green livery. 43188 would be named 'Newport Castle' in January 2022.

43187 entered traffic on the 1st May 1982 with British Rail. In later life the locomotive also served with First Great Western before becoming part of the GWR Castle fleet. Running without a name for much of its service life, the locomotive would be christened Launceston Castle in October 2019.

Coaches & Wagons

To accompany the locomotives, several coaches and wagons are on offer to complete your layout. The rolling stock will span several eras over the defined railway history of Britain, ranging from classic to modern.

A selection of BR Mk1 coaches and Pullman cars are available, of which some new offerings are first class kitchen cars named 'Medusa' and 'Iolanthe'. These are closely followed by Stanier Period 3 coaches in both BR and LMS colour schemes. Moving to a modern era and due to be available early this summer, we have BR Mk2F coaches in appropriate liveries for the coach type and at a later date you will be able to add Mk2E coaches into a rake. With regards to the rolling stock to accompany the HST drive units (Class 43), there is a broad selection of Mk3 coaches in an assortment of liveries to match those Class 43s that are now available.

As far as wagons are concerned, an excellent and varied introductory range is on offer covering several eras and will include open wagons, vans, tankers, hoppers, mineral wagons and of course brake vans, all of which will be available in a veritable cornucopia of liveries. 12T tank wagons will be available in BP/Shell and Benzol liveries. Three TOUAX Sffgmss IFA wagons will be available with a 45' container as a load in three different liveries: DFDS, Hapag-Lloyd and HANJIN.

TT4003C Pullman 1st Class Kitchen 'Medusa' - Era 3

NEW

Designer: Pullman Car Company | **Livery:** Umber & Cream

TT4003D Pullman 1st Class Kitchen 'Iolanthe' - Era 3

NEW

Designer: Pullman Car Company | **Livery:** Umber & Cream

TT4004 Pullman Third Class Brake No. 65 - Era 3

Designer: Pullman Car Company | **Livery:** Umber & Cream

TT4004A Pullman Third Class Brake No. 162 - Era 3

Designer: Pullman Car Company | **Livery:** Umber & Cream

TT4007 LMS, 57' Corridor 1st, 1062 - Era 3

Designer: Sir William Stanier | **Livery:** LMS Maroon

TT4008/A LMS, 57' Corridor 3rd, 1716/1573 - Era 3

Designer: Sir William Stanier | **Livery:** LMS Maroon

TT4009/A LMS, 57' Brake 3rd, 5619/5832 - Era 3

Designer: Sir William Stanier | **Livery:** LMS Maroon

TT4010 LMS, 50' Full Brake, 31236 - Era 3

Designer: Sir William Stanier | **Livery:** LMS Maroon

TT4032 BR, 57' Corridor 1st, M 1040 M - Era 5

Designer: Sir William Stanier | **Livery:** BR Maroon

TT4033/A BR, 57' Corridor 3rd, M 1832 M/M 1883 M - Era 5

Designer: Sir William Stanier | **Livery:** BR Maroon

TT4034/A BR, 57' Brake 3rd, M 5842 M/M 5629 M - Era 5

Designer: Sir William Stanier | **Livery:** BR Maroon

TT4035 BR, 50' Full Brake, M 31040 M - Era 5

Designer: Sir William Stanier | **Livery:** BR Maroon

TT4001/A/B BR, Mk1 Composite Corridor, E 15459/E 15468/E 15474 - Era 5

Designer: British Railways | **Livery:** BR Maroon

TT4002/A BR, Mk1 Brake Composite Corridor E 34735/E 34743 - Era 5

Designer: British Railways | **Livery:** BR Maroon

TT4036 BR, 57' Corridor 1st, M 1063 M - Era 4

Designer: Sir William Stanier | **Livery:** BR Carmine & Cream

TT4037/A BR, 57' Corridor 3rd, M 2001 M/M 1842 M - Era 4

Designer: Sir William Stanier | **Livery:** BR Carmine & Cream

TT4038/A BR, 57' Brake 3rd, M 5769 M/M 5598 M - Era 4

Designer: Sir William Stanier | **Livery:** BR Carmine & Cream

TT4039 BR, 50' Full Brake, M 31014 M - Era 4

Designer: Sir William Stanier | **Livery:** BR Carmine

TT4005/A/B BR, Mk1 Composite Corridor E 15058/E 15303/E 15481 - Era 4

Designer: British Railways | **Livery:** BR Carmine & Cream

TT4006/A BR, Mk1 Brake Composite Corridor E 34734/E 35335 - Era 4

Designer: British Railways | **Livery:** BR Carmine & Cream

TT4017 BR, Mk2F Tourist Second Open, M6011 - Era 7

Designer: BREL | **Livery:** BR Blue & Grey

TT4018 BR, Mk2F First Open, M3345 - Era 7

Designer: BREL | **Livery:** BR Blue & Grey

TT4019 BR, Mk2F Brake Standard Open, M9534 - Era 7

Designer: BREL | **Livery:** BR Blue & Grey

TT4020 BR InterCity, Mk2F Tourist Standard Open, M5985 - Era 8

Designer: BREL | **Livery:** BR InterCity Executive Livery

TT4021 BR InterCity, Mk2F First Open, M3387 - Era 8

Designer: BREL | Livery: BR InterCity Executive Livery

TT4022 BR InterCity, Mk2F Brake Standard Open, M9533 - Era 8

Designer: BREL | Livery: BR InterCity Executive Livery

TT4023/A/B BR InterCity, Mk3 Tourist Standard Open, E 42063/E 42064/E 42065 - Era 7

Designer: BREL | Livery: BR Blue & Grey

TT4024 BR InterCity, Mk3 Tourist Guard Standard, E 44028 - Era 7

Designer: BREL | Livery: BR Blue & Grey

TT4025/A BR InterCity, Mk3 Tourist First, E 41043/E 41044 - Era 7

Designer: BREL | Livery: BR Blue & Grey

TT4026 BR InterCity, Mk3 Restaurant - Buffet, E 40307 - Era 7

Designer: BREL | Livery: BR Blue & Grey

TT4027/A/B/C BR InterCity, Mk3 Tourist Standard Open, 42199/42198/42197/42196- Era 8

Designer: BREL | Livery: BR InterCity Executive Livery

TT4028 BR InterCity, Mk3 Tourist Guard Standard, 44063 - Era 8

Designer: BREL | Livery: BR InterCity Executive Livery

TT4029/A BR InterCity, Mk3 Tourist First, 41099/41100 - Era 8

Designer: BREL | **Livery:** BR InterCity Executive Livery

TT4030 BR InterCity, Mk3 Restaurant - Buffet, 40711 - Era 8

Designer: BREL | **Livery:** BR InterCity Executive Livery

TT4031/A/B/C/D GWR, Mk3 Trailer Standard Open, 42301/42299/42351/42300 - Era 11

Designer: BREL | **Livery:** GWR Green

TT4040 GWR, Mk3 Trailer First, 41146 - Era 11

Designer: BREL | **Livery:** GWR Green

TT4041 GWR, Mk3 Trailer Guard Standard, 44040 - Era 11

Designer: BREL | **Livery:** GWR Green

TT4042 GWR, Mk3 Buffet Car, 40715 - Era 11

Designer: BREL | **Livery:** GWR Green

NEW

TT6028 BP/Shell, 12T Tank Wagon - Era 4

Livery: Private Owner

NEW

TT6029 Benzol 12T Tank Wagon - Era 4

Livery: Private Owner

TT6001 'George & Matthews' No. 5, 7 Plank Wagon - Era 2

Livery: Private Owner

NEW

TT6025 TOUAX, Sffgmss IFA Wagon with 45' Container 'DFDS' - Era 11

Livery: Private Owner

TT6002 'North's Navigation' No. 3000, 7 Plank Wagon - Era 2

Livery: Private Owner

NEW

TT6026 TOUAX, Sffgmss IFA Wagon with 45' Container 'Hapag Lloyd' - Era 11

Livery: Private Owner

TT6003 'Hale Fuels' No. 241, 7 Plank Wagon - Era 2

Livery: Private Owner

NEW

TT6027 TOUAX, Sffgmss IFA Wagon with 45' Container 'HANJIN' - Era 11

Livery: Private Owner

TT6015 BR, 21T Mineral Wagon - Era 5

Livery: BR

TT6004 LNER, Vent Van, '134459' - Era 3

Livery: LNER Brown

TT6005 LNER, Vent Van '213675' - Era 3

Livery: LNER Brown

TT6011 LNER, Dia.034 'Toad B' Brake Van '140422' - Era 3

Livery: LNER Brown

TT6006 BR, Vent Van 'E 145685'- Era 4

Livery: BR Bauxite

TT6007 BR, Vent Van 'E 145841' - Era 4

Livery: BR Bauxite

TT6012 BR, Dia.064 'Toad E' Brake Van '175712' - Era 4

Livery: BR Grey

TT6013/A/B BR, MGR Hopper Wagon '351134 / 351135 / 351136' - Era 8

Livery: BR

TT6014/A/B MGR Hopper Wagon, Coal Sector '354496 / 354497 / 354499' - Era 8

Livery: Coal Sector

TT6010 'Fisons Sulphuric Acid' No. 31, 12T Tank Wagon - Era 2/3

Livery: Private Owner

TT6022 'Esso', TTA Tank Wagon - Era 7

Livery: Esso

TT6023 'Total', TTA Tank Wagon - Era 7

Livery: Total

TT6024 'BP', TTA Tank Wagon - Era 8

Livery: BP

Future Releases

The Hornby TT:120 range will continue to expand with new and exciting models steadily being introduced over subsequent months.

Hornby TT:120 faces a positive future with more and more locomotives and rolling stock being added to the range. There are several new models currently in development, most notably the Class 37 in miniature form, which can be seen in the render below.

For updates on future developments, please visit our Hornby TT:120 development blog called Train Terminal on our official website, or you can look out for key models on our YouTube channel.

TT:120 Steam Locomotives

9F Class Locomotives

- BR, 9F Class, 2-10-0 - Era 5
- BR 9F Class, 2-10-0 - Era 4
- BR, 9F Class, 2-10-0 - Era 5

Castle Class Locomotives

- GWR, Castle Class, 4-6-0 - Era 4
- BR, Castle Class, 4-6-0 - Era 4
- BR, Castle Class, 4-6-0 - Era 5

Plus, BR Britannia, LMS/BR Black 5, J94, GWR/BR Class 5700 Pannier and much more!

TT:120 Diesel & Electric

Class 31, AIA-AIA Locomotives

- BR, Class 31, AIA-AIA - Era 6
- BR, Class 31, AIA-AIA - Era 7
- EWS, Class 31, AIA-AIA - Era 9

Class 37, Co-Co Locomotives

- BR, Class 37, Co-Co - Era 6
- EWS, Class 37, Co-Co - Era 9

Plus, Class 47, 60, 67, 73 Locomotives, Hitachi Class 800 and much more!

TT:120 Coaches

LNER Gresley Coaches

- LNER Gresley Composite - Era 3
- LNER Gresley Brake 3rd - Era 3
- BR Gresley Composite - Era 4
- BR Gresley Brake 3rd - Era 4

GWR & BR Collett Coaches

- GWR Collett Composite - Era 3
- GWR Collett Brake Third - Era 3
- BR Collett Composite - Era 4
- BR Collett Brake Third - Era 4

BR MkI Coaches

- BR MkI Parcels Coach - Era 4
- BR MkI 2nd Class Coach - Era 4

TT:120 Track

- Y Point
- 2nd Radius Quarter Curve (R14)
- 3rd Radius Quarter Curve (R24)
- 4th Radius Quarter Curve (H34)
- Long Straight (HL1)

TT:120 Wagons

- BR, Conflat with Container - Era 4
- BR, Conflat with Container - Era 4
- BR, Conflat with Container - Era 5
- BR, MkI Horse Box - Era 4
- KFA Container Wagon - Era 11
- KFA Tankertainer Wagon - Era 11
- YGB, Seacow, EWS - Era 9
- YGB, Seacow, BR Bauxite - Era 8
- YGB, Seacow, BR Civil Engineer - Era 8
- YGB, Seacow, Mainline - Era 9
- BR, VGA Van - Era 8
- EWS, VGA Van - Era 9
- Railfreight, VGA Van - Era 8
- BR Railfreight Distribution, VGA Van - Era 8

HORNBY®

HM DCC 7000

REVOLUTIONISING THE CONTROL & OPERATION OF MODEL RAILWAYS

Although DCC offers many advantages over conventional DC control there are still several disadvantages. With the currently available DCC systems good and consistent control relies on the command signals being passed down the track to the chosen locomotives. Any break in the command signals reaching the chosen locomotive due to poor track connections or possibly dirt on the track can result in the model stalling. This can be quite frustrating especially if the locomotive has to go through a start up sequence before moving off once more.

Changing a locomotive's CV (Configuration Variables) settings can also become a challenge as normally models have to be lifted from the track and placed on a Programming Track before CVs can be changed. Changing a locomotive's CV settings while still on the layout can result, annoyingly with all locomotives being affected by the change, however Hornby are once again on the cutting edge of innovation and operating a model railway has entered a new age of control.

The HM7000 model railway control series offers many advantages over the existing old style DCC units. Firstly, it uses an app based Bluetooth® protocol and can be downloaded on to the majority of available smart 'phones and tablets, which in turn can then be used to control a model railway. No more expensive Command Base units as the HM7000 app is totally free, just scan the HM7000 QR code and follow the instructions. It is that simple.

Secondly, there are 3 available sound decoders - 21 pin, Next 18 pin and 8 pin decoders. Each decoder is Bluetooth® enabled and is supplied complete with detachable sugar cube speaker and multi sized sound box to provide maximum depth of sound, given the available space. Initially, there are in excess of 30 free downloadable sound files to suit the more popular steam, diesel and electric locomotives with each file having in excess of 20 individual sounds.

For those who prefer to run silently, there are 4 non sound Bluetooth® decoders - 21 pin, Next 18 pin, 8 pin and 6 pin.

Each of the Bluetooth® decoders, be they sound or non-sound incorporate a mini socket that allows for the fitting of an HM7070 Power Bank module. The Power Bank provides up to 9 seconds of backup power should the locomotive encounter a power outage due to dirty or poor track work.

The versatility of the new Hornby HM7000 Bluetooth® enabled control system is superbly highlighted with the numerous and low cost ways that any existing layout, either DC or DCC can be controlled using the power of the HM7000 system while wholeheartedly embracing Bluetooth® technology.

- Full Bluetooth® wireless control via APP based control interface
- Over the Air (OTA) updates to HM7000 decoders
- Bluetooth® mesh architecture for multiple HM device control
- **Free-to-download** app for Android and iOS dedicated for decoder control
- High fidelity Triplex TXS decoders allowing for simultaneous play of multiple sounds including:
  - Backwards compatible with Xpressnet DC control systems
  - Locomotive Sound types for Diesel, Diesel-Electric, Steam, Steam-Electric
- Other advanced decoder features were created to allow enhanced control of the locomotive and the sound system

GET STARTED WITH HM7000 IN JUST FIVE SIMPLE STEPS!

1. Buy HM7000 DCC decoder
2. Scan the QR code
3. Download the FREE app
4. Download the FREE sounds
5. Start controlling

hornby.com/HornbyTT120

HORNBY® TT:120

TXS Triplex Sound

HM 7000

TXS TRIPLEX SOUND

TT:120 Model Sound Profiles

Using Bluetooth® as the basis for the app, it negates the need for expensive command base unit. In the HM | DCC app, each sound profile includes a list of sound, motor, and lighting functions such as brake squeal, shunting mode, and auxiliary lighting respectively. Each sound profile is tailored to a particular class of locomotive, whether it be steam, diesel or electric. Listed below are the already available sound profiles and the upcoming sound profiles in 2024 that you can look forward to trying with your locomotives on your layout:

SD036 Class A1-A3 'Flying Scotsman'

SD037 Class A1-A3

SD038 Class A4

SD052 Duchess

SD041 Class 43

SD050 Class 50



SD051 Class 66

TT:120 Upcoming Sound Profiles

SD0xx Class 31

SD0xx Class 47

SD0xx Class 67

SD0xx Class 800

SD0xx Class 37

SD0xx Class 60

SD0xx Class 73

HORNBY® TT:120

TT:120 Track & Accessories

The current range of Hornby TT:120 train sets include a standard Hornby DC Controller, however the locomotives are capable of being converted to DCC with the addition of a suitable Next18 DCC decoder. Once fitted the locomotive can be operated via any compatible DCC control system such as those produced by Hornby.

Each set includes an oval of track with siding, however with the addition of Hornby TT:120 Track Extension Packs an impressive model railway layout can be created in easy and straightforward stages as shown on the opposite page.

Should the more adventurous wish to create their own individual layout the Hornby TT:120 track system has multiple track pieces across different radius with more to come.



NEW

TT8044 Level Crossing

This single-track level crossing can be adapted perfectly to suit your layout needs:

- There is an option for alternative modern and steam era gates.
- Different road sections will be available to be clipped on.
- There are additional level crossings to make a double, triple or even quadruple – whatever your choice!
- Any 166mm straight track (TT8002) is suitable to utilise.

TT8001 Power Connecting Track 166mm

TT8029 Digital Power Connecting Track 166mm (Not illustrated)

TT8002 Straight Track - 166mm

TT8037 Extended Half Straight Track 92mm (Not illustrated)

TT8011 Quarter Straight Track - 41.5mm

TT8012 Half Straight Track - 83mm

TT8039 Standard Double Straight

TT8013 Uncoupler Ramp - 166mm



TT8019 Diamond Crossing Left Hand 166mm



TT8018 Diamond Crossing Right Hand 166mm

TT8008 Left Hand Point - 166mm 15°·631mm



TT8009 Right Hand Point - 166mm 15°·631mm

TT8014 Quarter Curve 1st Radius 7.5°·267mm

TT8020 Half Curve 1st Radius 15°·267mm

TT8015 Half Curve 2nd Radius 15°·310mm

TT8016 Half Curve 3rd Radius 15°·353mm

TT8003 Curve 1st Radius - 30°·267mm

TT8004 Curve 2nd Radius - 30°·310mm

TT8005 Curve 3rd Radius - 30°·353mm

TT8017 Half Curve 4th Radius 15°·396mm

TT8006 Curve 4th Radius - 30°·396mm

TT8007 Curve 6th Radius - 15°·640mm

NEW

TT8045 Home Signal

NEW

TT8046 Distant Signal

NEW

TT8047 Junction Home Signal

NEW

TT8048 Junction Distant Signal

TT8010 Buffer Stop

TT8026 Locomotive & Rolling Stock Railer

TT8027 Power Connecting Clip

TT8028 Digital Power Connecting Clip

TT8040 Coupling Assemblies (Pack 10)

TT8038 Con Rod Spanner

TT8025 4 x Power Track Pins

NEW

TT8042 Isolating Fishplates

TT8035 DCC Track Turnout Clip

TT8036 Fishplate Pack

Track Extension Packs

For those new to the great hobby of modelling railways, the idea of designing a layout can be quite daunting, especially when faced with different radius curves, which is why the Hornby TT:120 Track Extension Packs were developed.

The Hornby TT:120 Track Packs provide a step-by-step track circuit development in easy and simple stages. For those looking to expand the layouts included in 'The Scotsman' or 'The Easterner' sets, then the first extension pack that can be added would be the TT8031 No.2 Track Extension Pack, which increases the layout so it has a large internal siding. The next pack to add would be the TT8032 which extends the internal siding so it becomes an inner circuit. From there, Track Extension Packs 4 and 5 can be added so that a complete and interesting layout can be achieved as shown in the image below.

Expand your Hornby TT:120 layout with additional track extension packs, buildings and accessories.



TT8030
TRACK EXTENSION PACK 1

TT8031
TRACK EXTENSION PACK 2

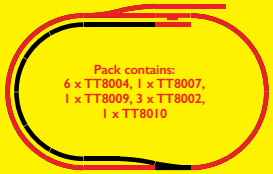

TT8032
TRACK EXTENSION PACK 3

TT8033
TRACK EXTENSION PACK 4



TT8034
TRACK EXTENSION PACK 5

TrakMat Dimensions:
1371mm x 1020mm

HORNBY® TT:120

TT:120 Track Plans

Where do you start with laying down your 'TT' track? How can you organise track pieces for your layout? These are common questions associated with beginners about to dabble in a particular scale. With Hornby TT:120 being ideal for fitting in smaller spaces, the following track plans will enable you to extend your track from a basic oval or allow for alternative types of layouts.

The track plans show TrakMat Extension Pods, Open Ended Extension Pods, Small Full Layouts, Medium Full Layouts and Large Full Layouts. We also offer a free download on our website for the Train Set TrakMat at hornby.com/TT120 which is a great base for your first 'TT' layout.

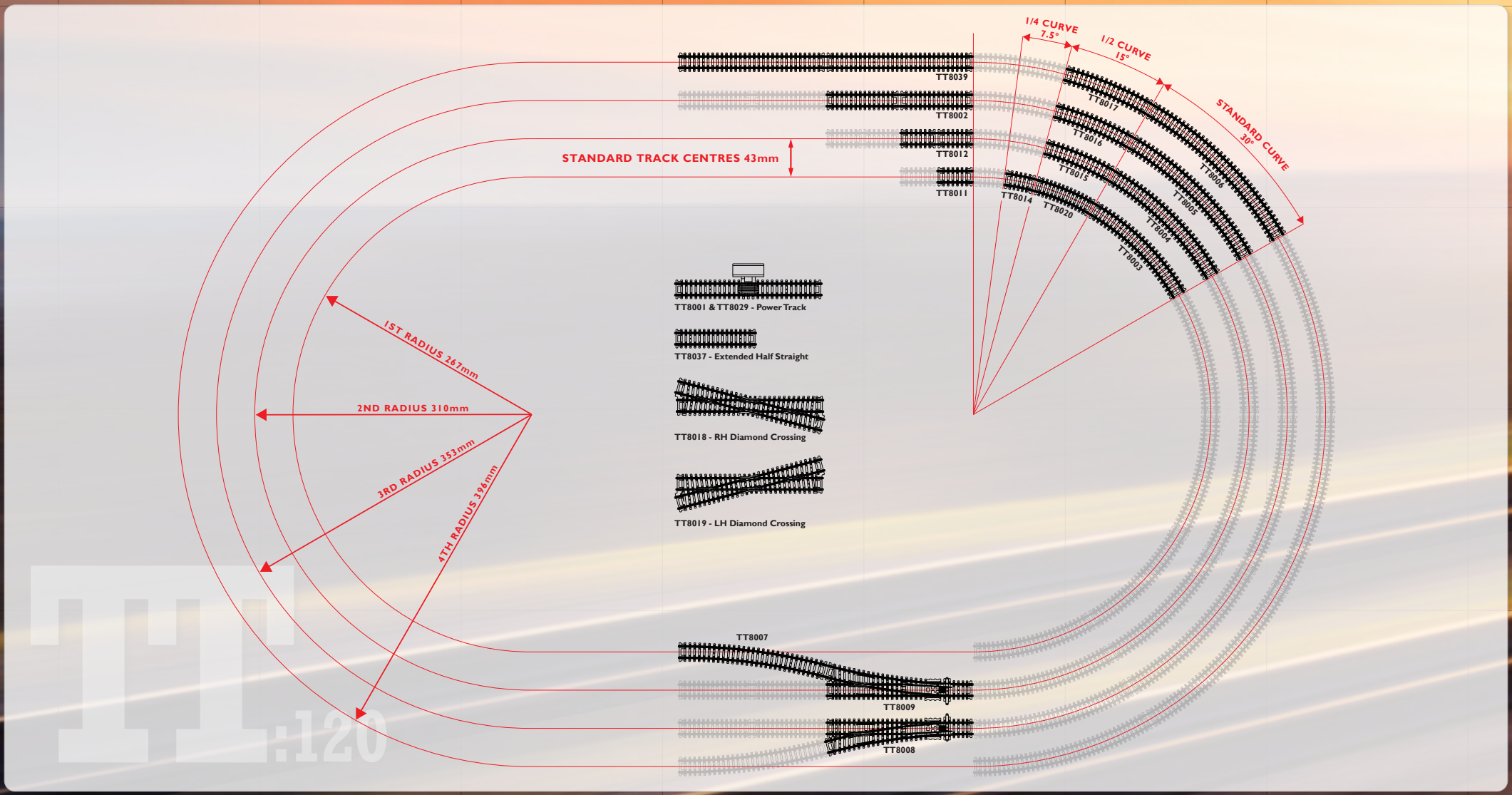

TrakMat Extension Pods

The following three TT TrakMat Extension Pods will help to extend your 'TT' layout from the baseboard. Extension Pod 1 is 5' x 1' 6" (1524mm x 457mm) and features five track pieces, extending from the starter oval layout. Extension Pod 2 is 3' x 1' 6" (914mm x 457mm) while Extension Pod 3 measures at 4' 6" x 1' (1371mm x 300mm).

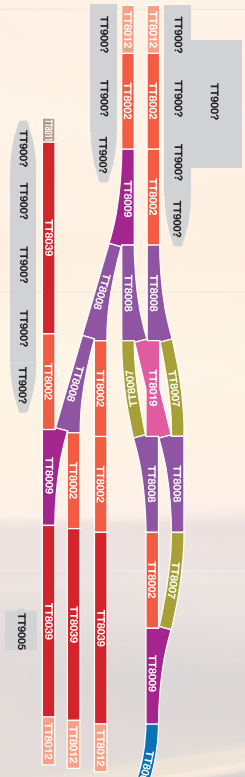

TT TrakMat Extension Pod 1

5' x 1' 6" (1524mm x 457mm)

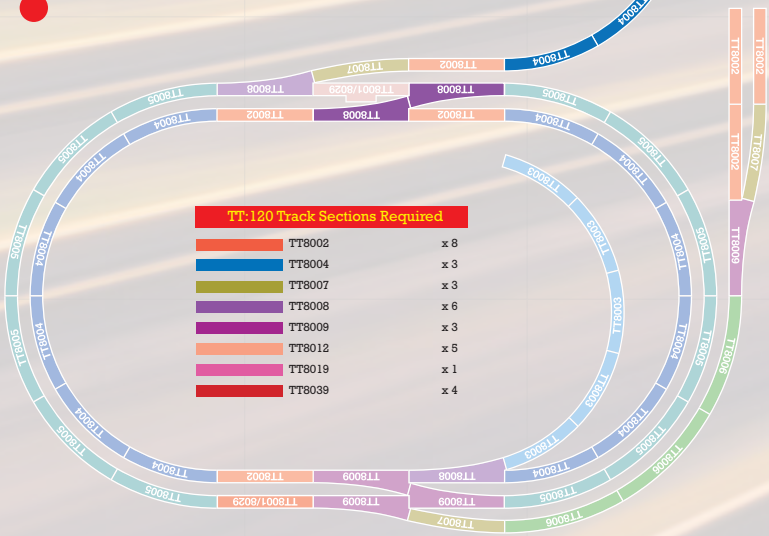

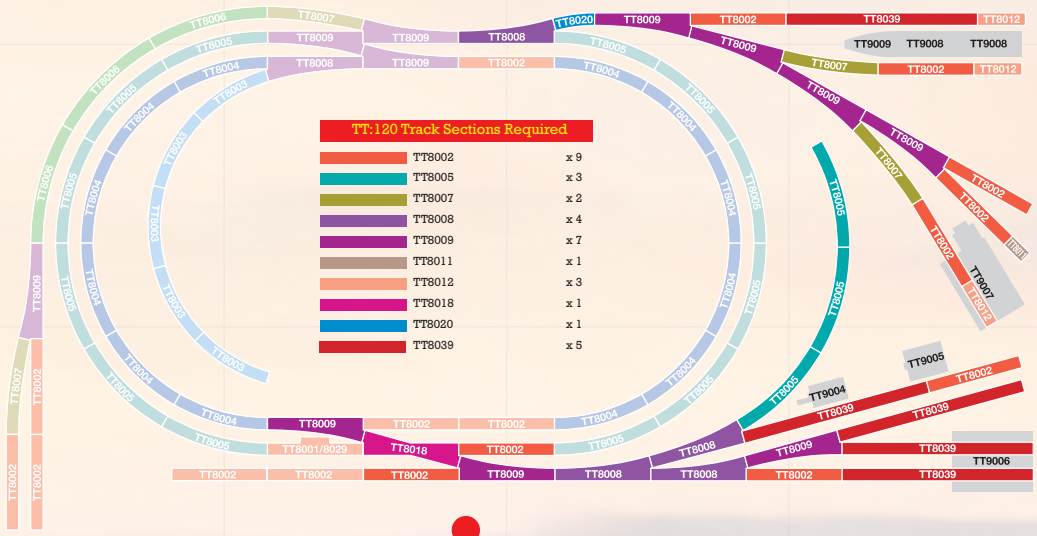

TT TrakMat Extension Pod 2

3' x 1' 6" (914mm x 457mm)

TT TrakMat Extension Pod 3

4' 6" x 1' (1371mm x 300mm)



Small Full Layouts

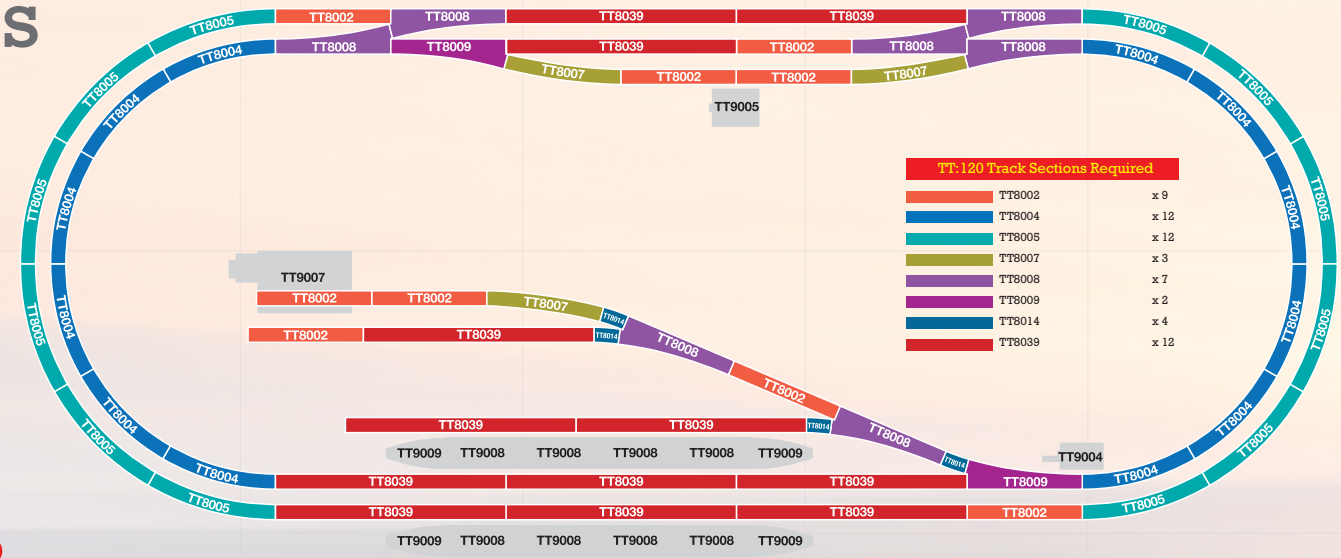

TT:120 Track Sections Required

TT8002	x 9
TT8004	x 12
TT8005	x 12
TT8007	x 3
TT8008	x 7
TT8009	x 2
TT8014	x 4
TT8039	x 12

TT Small Full Layout 1

6' 5" x 3' (1956mm x 914mm)

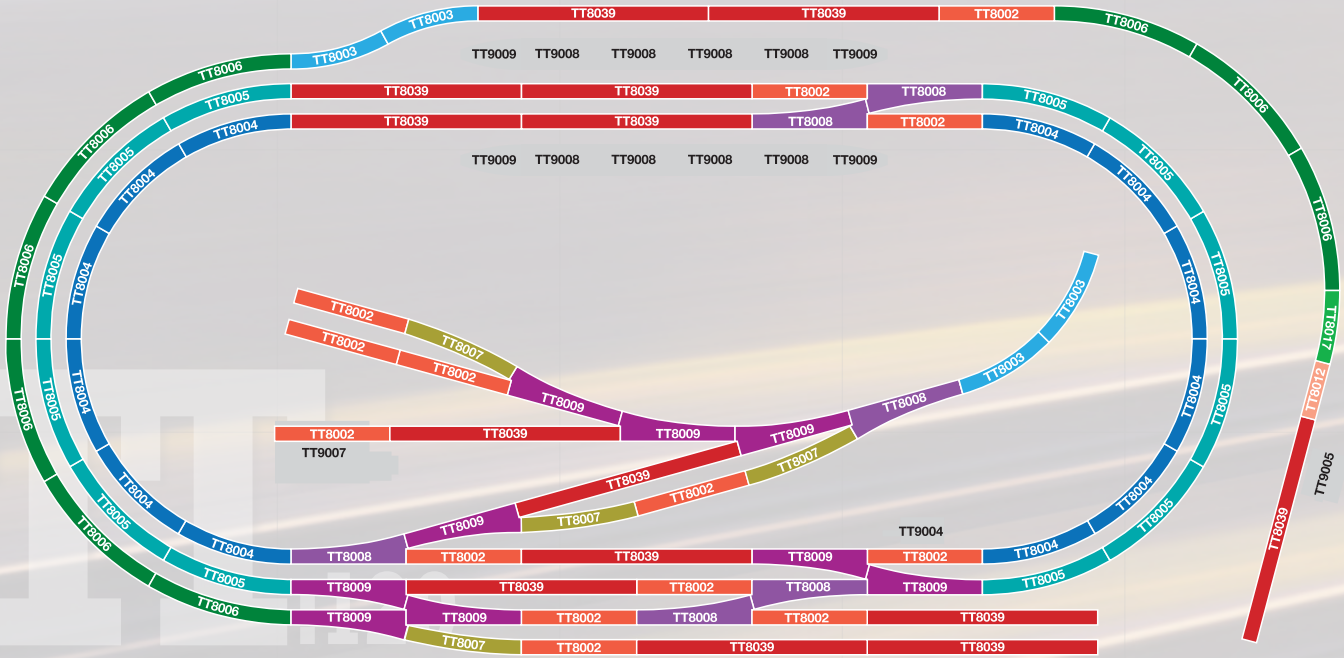

TT Small Full Layout 2

6' 5" x 3' 5" (1956 mm x 1041mm)

TT:120 Track Sections Required

TT8002	x 9
TT8003	x 4
TT8004	x 12
TT8005	x 12
TT8006	x 9
TT8007	x 4
TT8008	x 6
TT8009	x 9
TT8039	x 14

Medium Full Layouts

TT:120 Track Sections Required	
TT8002	x 11
TT8003	x 13
TT8004	x 12
TT8005	x 12
TT8006	x 12
TT8007	x 5
TT8008	x 17
TT8009	x 16
TT8012	x 2
TT8014	x 2
TT8015	x 2
TT8020	x 1
TT8039	x 12

TT Medium Full Layout 1

6' 5" x 3' (1956mm x 914mm)

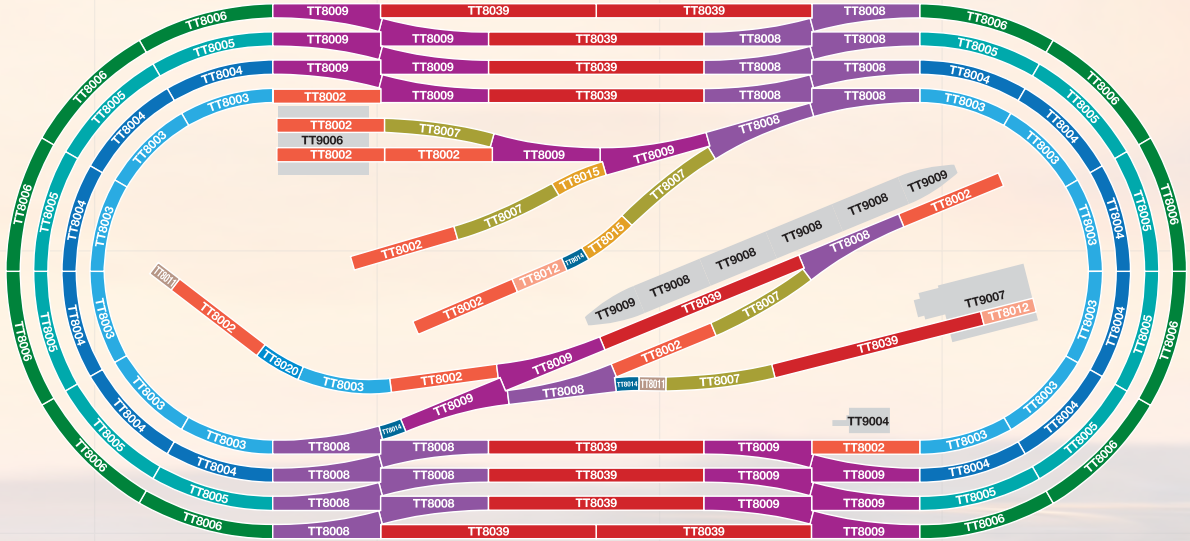

TT:120 Upcoming Track Plans

Large Full Layouts

FREE Train Set TrakMat Download at: hornby.com/HornbyTT120

Get started with your layout on our Hornby TT:120 Train Set TrakMat which you can download for free at hornby.com/TT120. This TrakMat is provided as the ideal base for your Hornby TT:120 layout at any time during the process of creating your desired diorama.

This Hornby TT:120 TrakMat has been designed to be used with the Hornby TT:120 basic oval as well as all 5 extension packs. To print the PDF to scale, you are likely to need to take or send it to a large format printer as it is 1371mm x 1020mm. We recommend that you ask for a matt laminate or encapsulate finish.

HORNBY® TT:120

Buildings & Accessories

There are numerous Hornby TT:120 buildings planned for introduction over the coming months. Initially there will be a selection of stone effect station buildings and platforms based on those seen on the Settle & Carlisle line, produced from hand decorated resin heralding a whole plethora of structures that will steadily become available as the Hornby TT:120 range extends and will certainly provide even greater variety.

Planned for introduction shortly will be a wide selection of structures, including a church, pub, shops. As time progresses an increased selection of buildings and structures will be appearing including a whole range of ancillary items that provide additional detail to any model railway layout.

TT9001 Footbridge

TT9002 S&C Dent Station

TT9003 S&C Waiting Room

TT9004 S&C Signal Box

TT9005	S&C Water Tower

TT9006	S&C Engine Shed

TT9007	S&C Goods Shed

TT9010	Church 'St. Andrews'

TT9011	Pub 'The Bush Inn'

TT9012	Bungalow 'Avalon'

TT9013	Scottish Croft 'Shepherds Rest'

TT9014	Left Hand Terraced House

TT9015	M. Wilkes' Photographers

TT9016	The Bookworm Book Shop

TT9009	Platform Ramp x 2



TT9008	Straight Platform x 2

OXFORD

TT:120 Scale Vehicles

Oxford Diecast TT:120 models are now available. Please visit www.oxforddiecast.co.uk

120LAN2001	Land Rover Series 2 LWB Hard Top British Rail
120MM059	Morris 1000 British Rail
120OB001	Bedford OB Coach British Rail
120DEN001	Dennis F12 Pump Escape London Fire Brigade
120MH003	Scammell Mechanical Horse Flat Trailer GWR
120LAN2011	Land Rover Series 2 LWB Canvas Bronze Green
120AT001	Austin Low Loader Taxi Black
120AT002	Austin Low Loader Taxi Oxford Blue
120MH004	Scammell Mechanical Horse Van Trailer LNER
120OB002	Bedford OB Coach Southdown

All items are licensed with the relevant licensing companies by Oxford Diecast ltd.

HORNBY®

SKALE SCENICS

TT, H0 & 00 Gauge Model Railway Scenics

SkaleScenics are perfect for the miniature natural world!

Without a model railway layout being situated in a natural environment, then it is simply just small trains running on a track. However, the moment trees, bushes and ground cover are added then the whole layout transforms and comes to life as a miniature world.

SkaleScenics provides a whole host of high-quality model scenic flora that can be added to a layout as it is being built or if desired later, the decision is entirely up to the modeller.

The SkaleScenics range consists of an extensive selection of high-quality trees, foliage, ground cover (scatter), and ballast. SkaleRoc is the perfect material to create hills, cuttings, and even tunnels. In short, with everything available in the SkaleScenic selection it will be found that there are many different ways to create an ideal environment: be it lush rolling hills, 'ancient' hedgerows, wooded enclaves, urban parks, or just simple suburban gardens. SkaleScenics flora at your fingertips.

Classic Trees

Handmade for finer quality, the SkaleScenics Profi Tree range will bring added scenic detail to any model railway or diorama.

The trunks of the trees are painted by hand so that no shining plastic surfaces are left visible and to give more volume. All of the branches are covered with fine wool before they are flocked. This mimics the leaf shapes and colours of a real tree and, as in nature, only the fine branches of the PROFI trees have leaves, so this is replicated in our range.

R7202 Fruit Trees
80mm | Three per pack

R7203 Maple Trees
90mm | Three per pack

R7204 Beech Trees
130mm | Two per pack

R7205 Birch Trees
45mm | Three per pack

R7206 Large Fir Trees
80-120mm | Four per pack

R7207 Small Fir Trees
40-80mm | Four per pack

R7208 Bushes
30-40mm | Five per pack

R7209 Oak Tree
150mm | Single item

R7210 Lime Tree
185mm | Single item

R7211 Horse Chestnut Tree
190mm | Single item

Hobby Trees

R7198 'Hobby' Deciduous Trees
50-90mm | Twenty per pack

R7201 'Hobby' Mixed Trees
50-140mm | Twenty per pack

(Pack includes a mixture of deciduous and Fir)

R7199 'Hobby' Fir Trees
50-140mm | Twenty per pack

Professional Trees

R7212 Fruit Tree
75mm | Single item

R7213 Apple Tree (with Fruit)
75mm | Single item

R7214 Pear Tree
75mm | Single item

R7215 Birch Tree
115mm | Single item

R7216 Rowan Tree (with Berries)
115mm | Single item

R7217 Acacia Tree
150mm | Single item

R7218 Tree (with Circular Bench)
115mm | Single item

R7219 Beech Tree
130mm | Single item

R7220 Oak Tree
160mm | Single item

R7221 Lime Tree
185mm | Single item

R7222 Horse-Chestnut Tree
195mm | Single item

R7223 Lime Tree
185mm | Single item

R7224 Tree (with Tree House)
150mm | Single item

R7225 Medium Nordic Fir Tree
120mm | Single item

R7226 Large Nordic FirTree
145mm | Single item

R7227 Medium Pine Tree
120mm | Single item

R7228 Large Pine Tree
150mm | Single item

Ballast

R7164 Brown	R7165 Grey	R7166 Limestone
Weight 250g	Weight 250g	Weight 250g
R7167 Granite	R7168 Basaltic Rock	R7169 Gneiss
Weight 250g	Weight 250g	Weight 250g
R7170 Coal		
Weight 100g		

HORNBY SKALE SCENICS
00 Gauge Model Railway Scenics

Scatter

R7171 Flower Meadow	R7172 Light Green
Weight 42g	Weight 42g
R7173 Medium Green	R7174 Brown
Weight 42g	Weight 42g
R7175 Grey	R7176 Dark Green
Weight 42g	Weight 42g

Note:
To cover an area of 1m² you will need approximately 100g scatter material and 500g of Grass Glue.

Flockage & Flock

R7156 Bright Green Flockage	R7157 Medium Green Flockage	R7158 Dark Green Flockage
Weight 20g	Weight 20g	Weight 20g
R7159 Medium Brown Flockage	R7160 Dark Brown Flockage	R7161 Bright Green Flock
Weight 20g	Weight 20g	Weight 20g
R7162 Medium Green Flock	R7163 Dark Green Flock	
Weight 20g	Weight 20g	

Accessories

R7182 Static Grass Puffer Bottle
Use with R7183 to apply Static Grasses

R7183 Grass Glue
Weight 250g

R7273 SkaleRoc
Pack contains: 2 x 10cm x 3m Rolls

Static Grass

R7177 Spring Meadow, 2.5mm	R7178 Grass Meadow, 2.5mm	R7179 Ornamental Lawn, 2.5mm	R7180 Mixed Summer, 2.5mm	R7181 Alpine Meadow, 2.5mm
Weight 20g	Weight 20g	Weight 20g	Weight 20g	Weight 20g

R7181 contains bolders

Lichen

R7193 Stone Grey	R7194 Green Mix	R7195 Large Green Mix	R7196 Autumn Mix	R7197 Large Autumn Mix
Weight 35g	Weight 35g	Weight 75g	Weight 35g	Weight 75g

Foliage

R7184 Light Green	R7185 Dark Green	R7186 Olive Green
Covering 20x23cm	Covering 20x23cm	Covering 20x23cm
R7187 Wild Grass (Light Green)	R7188 Wild Grass (Dark Green)	R7189 Yellow Green Meadow
Covering 20x23cm	Covering 20x23cm	Covering 20x23cm
R7190 Middle Green Meadow	R7191 Leafy - Middle Green	R7192 Leafy - Dark Green
Covering 20x23cm	Covering 20x23cm	Covering 20x23cm

The Hornby TT:120 Digital Club

Join the **FREE** Hornby TT:120 Digital Club today and gain **instant** access to exclusive members-only benefits, from quarterly digital versions of the Hornby TT:120 Club magazine with exclusive articles to members-only competitions and more.

Exclusive members-only benefits:

– Quarterly digital versions of the Hornby TT:120 Club magazine with exclusive articles, features and interviews.

– Full access to the Train Terminal blog, which takes an in-depth look at the development of our TT products.

– Exclusive competitions.

hornby.com/HornbyTT120

HORNBY® TT:120

New releases

This catalogue contains information on items predominantly planned for introduction in 2024. Delivery periods may be subject to variation. The illustrations of such items show Hornby prototype or photo enhanced models which may not conform exactly to production versions.

Distribution

www.hornby.com/HornbyTT120 and selected Hornby TT:120 stockist.
The range shown will be varied in future years.
Enthusiasts are invited to obtain their requirements while they are in current production.
Contents of the 2024 Hornby TT:120 catalogue, correct at the time of print.

Spare parts

Spare parts are available from www.hornby.com.
If for any reason a particular component is not in stock, Hornby will be pleased to order it on your behalf.

Electrical

Locomotive motors operate from 3-12 volts Direct Current (DC). This supply is obtained from house mains through a Hornby Transformer and Train Controller. These are manufactured to British Standards Specifications and are completely safe.

Patents and trade marks

The following British Patents are in force:

HORNBY®, Hornby Railways, are Registered Trade Marks of Hornby Hobbies Ltd.

Some control equipment is not suitable for use by children under 14 years except under adult supervision.
Please check individual product packs for further information. Hornby Hobbies Ltd reserves the right to alter designs, specifications and prices without notice. All dimensions quoted in the catalogue are approximate.

Colour, content and specifications may vary from those shown in this catalogue.

Customer Services

Our team operate a telephone service on +44 (0)1843 233512
which is open Monday to Wednesday 9am - 5pm Thursday to Friday 9am - 3pm

Our team are also contactable via email on customerservices.uk@hornby.com

officialhornby hornby officialhornby officialhornby hornbymodelrailways Beyond the Buffers HORNBY podcast Beyond the Buffers

Printed by Key Publishing

Hornby Hobbies Limited
Westwood, Margate, Kent CT9 4JX.
United Kingdom

EU Authorised Representative
Hornby Italia SRL, Viale dei Caduti,
52/A6 Castel Mella (BS), Italy, 25030